

# Megaquadrado dominoes on a game board.

mega version of the quadrado domino game

There are images of face and back game elements (domino tokens) surfaces for two sheets on 2nd, 3rd, 4th, 5th pages, which are to be printed and paste together.

To align face and back surfaces of game elements it is necessary to carry out following procedure.

- 1) Paste the image of face surface on a dense paper.
- 2) Pierce holes with needle at corners of dashed (dotted) lines assigned for cutting on a face surface.
- 3) Draw a contour where back image will be pasted using above mentioned holes.
- 4) Cut out edges of back image along dashed lines trying to align this image with the drawn contour. Then paste back image to the drawn contour. Use aerosol glue.

*Or use heavyweight paper for face image and lightweight paper for back image.*

*It is possible to use duplex printing. For this purpose your printer should be tuned for using images on pages 2nd-3rd and pages 4th-5th.*

- 5) Cut sheet of the pasted images with scissors into separate game elements (domino tokens) along dashed lines.

There are images of the game board on 6th, 7th, 8th, 9th pages. They are to be printed too. The game board is divided into four images. Excessive edges are to be cut off. Then each image is to be paste onto heavyweight paper properly. And images may be connected with Scotch tape to receive a folded game board.

Game rules and instructions on conjectural system of megaquadrado dominoes are presented on pages of website: [www.dominooopen.64g.ru/megaen.htm](http://www.dominooopen.64g.ru/megaen.htm)

Images in this PDF file are open (free-of-charge) but nevertheless you must to pay 4 euros or the equivalent sum by other currency.

Look the information on possible methods of payment:

[www.dominooopen.64g.ru/en.htm](http://www.dominooopen.64g.ru/en.htm)

Les images dans le PDF fichier sont ouvert (gratuites), mais tout de meme vous devez payer 4 euros ou la somme identique dans une autre devise.

Ici on donne l'information sur les methodes possibles du paiement:

[www.dominooopen.64g.ru/fr.htm](http://www.dominooopen.64g.ru/fr.htm)

Die Darstellungen der Spielkarten und die Spielbrett in der PDF Datei sind offen (kostenlos), aber doch sollen Sie 4 Euro bezahlen.


Hier ist die Information uber die moglichen Methoden der Bezahlung:


[www.dominooopen.64g.ru/de.htm](http://www.dominooopen.64g.ru/de.htm)


Las imagenes en el PDF fichero son abierto (gratis), pero con todo debeis pagar 4 euros o equivalente las sumas por otra divisa.


Mirais los metodos posibles del pagamento:

[www.dominooopen.64g.ru/es.htm](http://www.dominooopen.64g.ru/es.htm)









Game board ( first quarter ).

	SL	LN	MA
LN	1	2	3
ME	8	9	10
VN	15	14	17
MA	22	23	24
UP	29	30	31

Game board ( second quarter ).

ME	UP	VN	ST	
4	5	6	7	9
11	12	13	14	8
18	19	20	21	7
25	26	27	28	6
32	33	34	35	5

Game board ( third quarter ).

ST	36	37	38
UR	43	44	45
NP	50	51	52
PL	57	58	59
XR	64	65	66

Game board (fourth quarter ).

39	40	41	42	4
46	47	48	49	3
53	54	55	56	2
60	61	62	63	1
67	68	69	70	0

Sergey Leonidovich Panphilov

[www.64g.ru](http://www.64g.ru)

e-mail: panf-sergey@list.ru

2010 © S.L.Panphilov.